




Understanding Phonics: A Guide for Parents





01

Phase 1: Listening Skills

In this phase, children develop their listening skills through **games and rhymes** to identify sounds in their environment.

02

Phase 2: Letter Sounds

Children learn to recognize letters and their corresponding sounds, making **connections** between the phonemes and graphemes.

03

Phase 3: Blending Sounds

At this stage, children practice blending sounds to read simple words, which promotes **confidence** in their reading abilities.

Understanding Phonics

Supporting your child's literacy journey through phonics education at home





Phase 1: Listening Skills

Understanding sounds is crucial for phonics success in children

In Phase 1, children learn to **identify and discriminate** sounds in their environment. Activities such as sound walks, listening games, and rhyming songs help develop these essential skills. During the Summer a walk outside to listen would aid this development.






Phase 2: Introducing Letter Sounds

Supporting Your Child's Journey in Learning Letter Sounds

In **Phase 2**, children begin to learn individual letter sounds. This phase is crucial as it helps children understand how to blend sounds to form simple words. Engaging activities like letter sound games and sound matching can make learning enjoyable and effective.






Phase 3: Blending Sounds

Understanding how to blend sounds helps children read and write words confidently.

In Phase 3, children learn to **blend individual sounds** to form words. Activities like **sound sorting games** and using phonics books help reinforce these skills at home, making reading fun and interactive.





Phase 4: Introducing Complex Sounds

Supporting your child as they learn complex phonics sounds

In Phase 4, children begin to **blend and segment** consonant clusters and complex sounds. They will encounter words like "sand," "drum," and "flask." Engaging in rhyming games and sound matching activities can help reinforce these skills while making learning fun.





Phase 5: Alternative Spellings

Understanding different letter combinations and their sounds helps children read and write more effectively.

In Phase 5, children learn about alternative spellings for sounds, such as 'ai' in 'rain' and 'ay' in 'play.' Activities like sorting words or using flashcards can significantly enhance their learning experience at home.





Phase 6: Developing Fluency

Supporting your child's reading through
comprehension and fluency activities at home

In Phase 6, children focus on developing **reading fluency and comprehension**. Activities include guided reading sessions, discussing stories, and practicing reading aloud. Encourage your child to explore different genres to enhance their understanding and enjoyment of texts.





Supporting Your Child's Phonics Journey

Understanding phonics phases and how to aid your child at home

Phonics is essential for reading success. **Engaging with your child** through fun activities can reinforce skills learned at school. Support their development by practicing letter sounds, blending words, and reading together. Your involvement can make a significant difference in their learning process.

Letter-join

Features Videos Progression Phonics Worksheets News Buy Login Desktop Tablet Free Trial

Desktop Login

Username:

Password:

Letter-join Videos and Powerpoint training

Letter-join overview > Staff presentation > Choosing fonts > Lesson Planners > Word Animator >

Letter-join

Search Letter-join....

Worksheets, printouts and templates

Choose from the following sections to download and print worksheets and printouts:

Early Years Key Stage 1 Key Stage 2 Posters, Handouts, Templates Seasonal and Fillers

Patterns Easy letters Easy words Harder letters Harder words More... Phonics Fun Resources Info

Letter-join

Search Letter-join....

Early Years Printouts

Warm-up Exercises
Gross motor skills >
Fine motor skills >
Tripod grip >
Sitting position >

Letters and Words
Letter sets for trace and copy >
Word sets for trace and copy >
Sentences for trace and copy >
A4 letters to display (Print Plus font) >
A4 letters to display (with lead-in) >
A4 letters to display (without lead-in) >
A4 letters to laminate (Print Plus font) >
A4 letters to laminate (with lead-in) >
A4 letters to laminate (without lead-in) >
Lower case alphabet >

More resources
Phonics Phase 1 >
Phonics Phase 2 >
Phonics Phase 3 >
Phonics Phase 4 >
Phonics Match >
Letter families >
Dice game >
Easy/Harder words set >

Patterns Easy letters Easy words Harder letters Harder words More... Phonics Fun Resources Info

Letter-join

Phonics Phase 3

Click on the sound to start

ai	air	ar	ch	ear	ee	er	igh	j
ng	oa	oi	oo	oo	or	ow	qu	sh
th	ur	ure	v	w	x	y	z	zz

Letters and Sounds

Letters and Sounds > Phase 1 > Phase 2 > **Phase 3** > Phase 4 > Phase 5 > Phase 6 >

Phase 3 Games

Click on any of the pictures or titles below to play a game and practise Phase 3 of Letters and Sounds:

Blending Bingo

This makes a great game for the whole class using an interactive whiteboard but does need a bit of preparation first. Choose Phase 3 and you can choose which groups of sounds you want to work with. You will then have the option to print off the bingo cards (in PDF format). Once you start the game, click the "next word" button and the letters for one of the words will spin into place. From ICT Games.

Activat
Go to Set



15

oa ow o_e

Group sort by Witi1

Adult Education Phonics

Tricky words

Balloon pop by Orsolinesancarlo

Y1 Phonics

Phase 5 Tricky Words

Speaking cards by MrsWilliams2024

KS1 Phonics